

# INSTALLATION AND SERVICE MANUAL

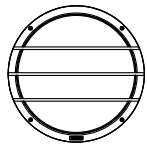
**LIGMAN**  
NORTH AMERICA

For installation of Sandy Small Surface Wall Light LED .  
Model.USA-31471,31481,31491,31501,31521

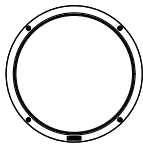
## Product drawing (dimensions)

## SUITABLE FOR WET LOCATIONS

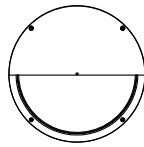
**NOTE** Junction box.



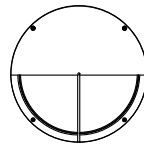
USA-31471



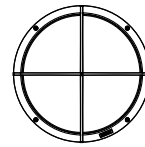
USA-31481



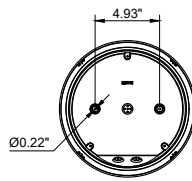
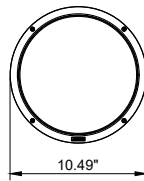
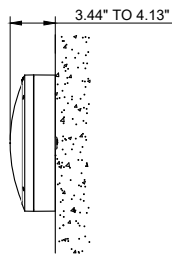
USA-31491



USA-31501



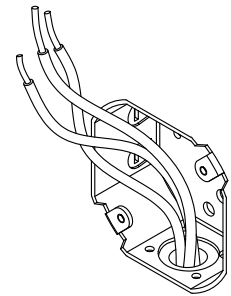
USA-31521



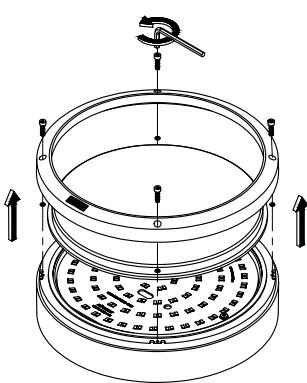
MOUNTING DETAIL



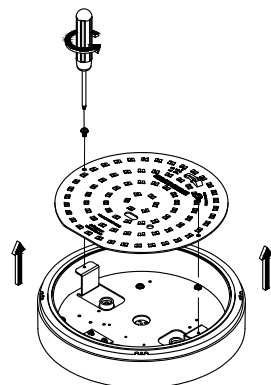
ISO VIEW



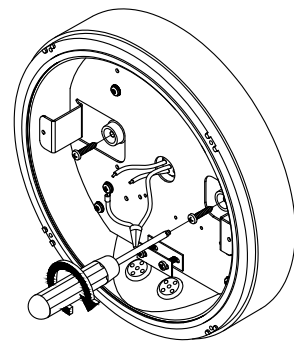
1



2

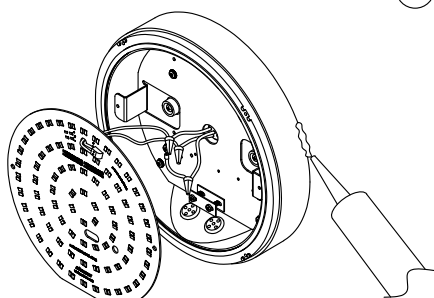


3



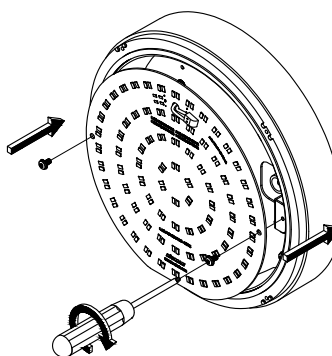
4

Connect Power and Ground Wire.

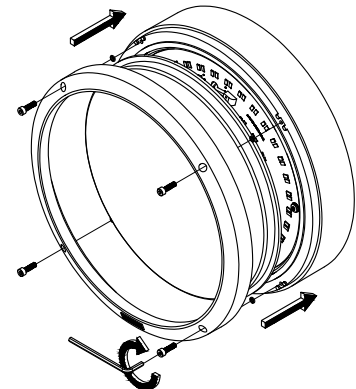


5

Ensure watertight seal  
using UL approved silicone based sealant.



6



7

## Notice to installer :

- 1.WIRING INSTRUCTIONS** Warning : RISK OF FIRE AND ELECTRICAL SHOCK. : FIXTURE MUST BE INSTALLED BY A QUALIFIED ELECTRICIAN ONLY>FIXTURE IS INTENDED FOR INSTALLATION IN ACCORDANCE WITH THE NATIONAL ELECTRICAL CODE, LOCAL AND FEDERAL CODE SPECIFICATIONS. DISCONNECT POWER BEFORE SERVICING.
- 2.This fixture has a VOLTAGE SPECIFIC BALLAST,Check that the supply voltage is the same as the installed ballast voltage.**

**Ligman Lighting USA**

7144 NE Progress Court, Hillsboro  
Oregon, 97124, USA  
Tel : 503 645 0500 | Fax : 503 645 8100

[www.ligmanlightingusa.com](http://www.ligmanlightingusa.com)

USA-31471 19/06/24 REV.1  
1/1

FM-TS-13-1/13-05-2563/Rev.6